


Phonics Training

St Hugh Of Lincoln
RC Primary



Everything starts with reading!



Letters and Sounds

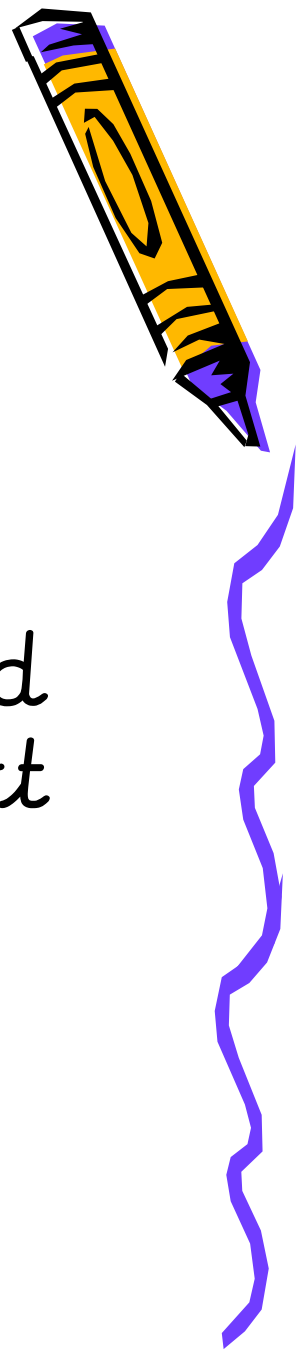


'Being able to read is the most important skill children will learn during their early schooling and has far-reaching implications for lifelong confidence and well being.'

Letters and Sounds Principles and Practice of High Quality Phonics



Can you read this?



It iz tiem too gow
hoam sed n kator
pilla. But iy doat
wont 2 gow howm sed
th butt or flie. Iy wot
to staiy heyr.



What is Phonics?




- Phonics is the link between sounds and the letters they make.
- Children are taught phonics through Letters and Sounds.
- This works through 6 progressive phases.



Children are taught

.....

- The full range of common letter/sounds correspondences.
- To hear separate sounds within words.
- To blend sounds together.




What are speech sounds?



Although there are 26 letters in the English alphabet there are more than 40 speech sounds!



Definitions



Phoneme - The smallest unit of sound in a word. Eg. s


Grapheme - What we write to represent a sound/phoneme. This can be more than one letter Eg.- ai, oa, igh,

Digraph - two letters making one sound. Eg. - sh, ch, th

Trigraph - three letters making one sound. Eg. igh, ear



Blending



- to draw individual sounds together to pronounce a word, e.g. s-n-a-p, blended together, reads snap.

c-u-p = cup

b-u-s = bus



The 6 Phase Programme

Phase 1: Rhyming, keeping rhythms and starting to relate letter sounds to words e.g. b is for bag **Nursery**

Phase 2: Learn initial letters sounds and build 3 letter words (cvc words) **Reception**

Phase 3: Learn all 44 phonemes and blend sounds together to read words. **Reception**



Phase 4: Blend consonants together to read difficult words e.g. blue, grab. Reception

Phase 5: Learn how to spell letter sounds in more than one way e.g. rain, day, make. Year 1

Phase 6: Learn how to spell word specific spelling e.g. turned, beautiful. Year 1/2



How will we teach phonics?




- In reception we will teach 3 new sounds a week with consolidation on a Friday.
- Children are grouped according to their knowledge of phonics. There are 6 groups in total and therefore have smaller groups for learning.
- We will use lots of interesting and exciting resources to engage the children!



We play lots of games!



Phonics resources



- We use Jolly Phonic actions and songs to help the children to remember the sounds!
- Occasionally we use Geraldine the Giraffe Mr Thorne and his sounds
- Phonics play....
Fabulous phonics.....




High Frequency Words



- Some words children need to learn by sight. These are called high frequency or snappy words.
- Your child will get a word book to learn these at home as they progress through snappy words.



Reading



- It is very important to hear your child read every day!
- Your child's reading diary will need to be signed and we love reading and photocopying any nice comments!



Reading Cont..



- We will be carrying out individual reading on alternate weeks.
- We will be doing guided reading in the summer term with the more experienced readers.
- Please remember to visit your library.



Any
Questions

???

