



# St Hugh of Lincoln Catholic Primary School

In faith and love, we learn and grow.

Weekly Newsletter

3<sup>rd</sup> May 2024

## Dates for the diary

**13<sup>th</sup> May** Y6 SATS Week  
**20<sup>th</sup> May** Y6 Residential Trip  
**W/C 20<sup>th</sup> May Y4/Y5** Swimming  
**7<sup>th</sup> June** INSET Day  
**17<sup>th</sup> June Monday** KS1 Sports day  
**20<sup>th</sup> June Thursday** KS2 Sports day  
**Alternative wet weather dates**  
KS1 - Monday 24<sup>th</sup> June  
KS2 - Thursday 27<sup>th</sup> June  
**24<sup>th</sup> June** Reception Class Learn and share 2.45pm  
**27<sup>th</sup> June** Music Evening – Mrs Evans's group  
**28<sup>th</sup> June** Y3 Class Mass 9am  
**5<sup>th</sup> July** Reception Class Liturgy 9am  
**10<sup>th</sup> July** Y6 Leavers' BBQ 3.15-5pm  
**18<sup>th</sup> July** Leavers' Mass 9am  
**19<sup>th</sup> July** final day of the summer term/Y6 Leavers' Assembly 9-10am

## Mrs Grace

Dear parents and carers,  
During Collective Worship this week we heard about Jesus using the analogy of the vine to explain the importance of remaining connected to Him. In this analogy Jesus is the vine, we are the branches, and the acts of loving kindness, or charity, we carry out, are the fruit. We remembered the numerous charitable acts we have done including : The Reindeer Run for Woking Hospice; many Cafod fundrasiers and Woking Food Bank donations. The children at our school are so charitable and have really been showing this half term's value of friendship in everything they say and do.

I was so impressed by our wonderful school choir on Tuesday evening when they attended the Woking and Surrey Heath Music Festival in Dorking. They sang with so much passion in a tremendous performance with other schools. My thanks go to Mrs Pickard for preparing them so incredibly well. What an amazing show it was! The Art exhibition this week has been truly inspiring with the children all being so absorbed in learning new skills. They have made some amazing creations. We are very excited that some of them will be celebrated in a permanent Art installation in the our school. Thank you to Mrs Medina for organising this. Have a great bank holiday weekend! God Bless! Mrs Grace




## News at St Hughs

### ST HUGH'S ART FESTIVAL

The focus will be on the British pop artist Sir Eduardo Paolozzi. On **2<sup>nd</sup> and 7<sup>th</sup> of May** children will be joining a **workshop** where they will study some of his works and then will have the opportunity to creatively respond. Children will be planning and creating their own **ceramic tiles**, with a focus on building different skills according to the different year groups' developmental stages and therefore achieving the National Curriculum outcomes. The festival will culminate in an **St Hugh's Art Exhibition on Friday 17<sup>th</sup> May**, which all students, staff and parents will be invited to. Votes will be cast to choose the favourite pieces, which will then form a unique, permanent, whole school art installation.

*The cost of this workshop (materials, creation of and delivery of the final piece) is **£4.50 per child in Scopay.***





# Reception – Saint Bernadette

Reception have been learning about the life-cycle of butterflies and what better way to enrich their understanding of this than to actually observe some caterpillars as they grow and change! We can't wait to watch them as they feed, grow, pupate and eventually emerge as beautiful butterflies! Watch this space! Additionally, as the children continue to learn about garden habitats, they have created wormeries! They made sure there was plenty of soil, air holes, food peelings for the worms to eat and water to keep them comfortable. They were very respectful when finding worms in the soil and moving them to their new temporary homes.



## Year R Notice

**May 16<sup>th</sup>** Walk to church. 1.30-3pm (pick up from the church) Mrs Barker is still in need of 4 volunteers. Please let Mrs Barker or Miss Scott know if you can help.

**July 5<sup>th</sup>** Class liturgy 9am in the School hall

**Read Write Inc.**  
Phonics

**Red Group:** <https://schools.ruthmiskin.com/training/view/Co0JYklh/iUfa17oA>

**Green Group:** <https://schools.ruthmiskin.com/training/view/H8jWRX8k/5bOaV5vv>

**Purple Group:** <https://schools.ruthmiskin.com/training/view/XBaMpvjX/qV9mnxwK>

# Year 1 - Saint George

In Science, we have continued learning about plants. After watching a video, the children had to spot the differences between the different types of trees in the Summer and Winter. We went on a tree hunt around our school grounds and then we all created posters about evergreen and deciduous trees. We specifically looked at Oak Trees and Pine Trees.

The Knowledge Organiser for this topic can be found here: <https://www.sthugh-of-lincoln.surrey.sch.uk/attachments/download.asp?file=373&type=pdf>

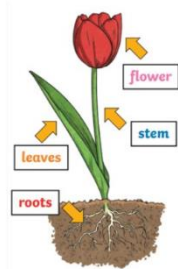


## Plants

Year 1 - Summer



|  |   |
|--|---|
|  | These anchor the plant into the ground and absorb water and nutrients from the soil.  |
|  | This holds the plant up and carries water and nutrients from the soil to the leaves and flowers. A trunk is the stem of a tree. |
|  | These make food for the plant using sunlight and carbon dioxide from the air.   |
|  | These make seeds to grow into new plants.   |
|  | The brightly coloured part of the flower that attracts insects, to pollinate the plant.   |
|  | The small part of a flowering plant that grows into a new plant.  |



| Evergreen Trees  | Deciduous Trees   |
|--|---|
| Keep their green leaves all year round.<br>E.g. Fir Tree | Lose their leaves each year during Autumn.<br>E.g. Oak Tree |
|  |   |

Our fun fact of the week.

A fully-grown oak tree may produce 150,000 acorns in a single autumn!



**Read Write Inc.**  
Phonics

All groups to prepare for our phonics screening check:

<https://schools.ruthmiskin.com/training/view/WB8ZsLhu/jDuDY4FZ>

<https://schools.ruthmiskin.com/training/view/GXbAOyL0/d2us6UJY>





# Year 2 – Saint Francis

Happy third week of Summer term! In our English lessons this week we wrote instructions about how to build a safe, cosy nest. Children are taking these instructions home for a special homework project: to build a nest for a bird following our instructional writing. In maths we learned how to represent a half and a quarter and how to find a half and a quarter of a shape and a quantity. In RE we listened to the story of Pentecost and in Geography we used the iPads to research about the world's major rivers. In Art we put our clay skills into practice decorating a clay tile. The highlight of our week was Science. In our Science lesson we explored the school grounds and we became microhabitat detectives! We went to different microhabitats (a patch of grass, on the tree bark, underground in the soil, under the log) to see what different minibeasts we could find. We predicted ants were the most common minibeast but actually we also saw a lot of worms! Our conclusion was that the microhabitat that had most of the minibeasts was under the log. **QUICK REMINDER: OUR TRIP TO WISLEY GARDENS NEXT WEEK'S THURSDAY. PLEASE READ THE TRIP'S EMAIL FOR MORE INFORMATION.**



**Read Write Inc.**  
Phonics

**Read Write Inc.**  
Spelling

Mrs Avery's group:

<https://schools.ruthmiskin.com/training/view/4Nc45CgC/mU43U7hx>

**This week's spelling rule:** Spell o with an a after w as in wash.

Spell o with an a after qu as in squash.

**Red words (RECAP THE SAME WORDS): again, child, find, half, water, water.**





# Year 3 – Saint Veronica

In science we have been investigating the parts of plants. We carefully examined different roots to identify what was similar and different about them. In maths, we have been learning about capacity. We started our learning by estimating and pouring 100ml of water. Can you have a go at home at estimating and pouring different amounts of liquid? Then, read the scale carefully to check how close you were.



**Read Write Inc.**  
Spelling

Our spelling rule this week is words with the c sound spelt **ch**: eg chemist, character, anchor, stomach

Our orange words are : here, *hear*, *our*, hour, heard, heart

# Year 4 – Saint Teresa of Calcutta

Over the past few weeks the year 4 children have really enjoyed starting their new unit of work in Art 'Fabric and Nature'. They have learnt all about the artist and what inspires her to create vibrant pieces of art. The children enjoyed the challenge of choosing an interesting section of a picture which they were tasked to draw and then use oil pastels to show an array of colour and to add texture to their artwork.



**Our spelling rule this week is:** words with the 'sh' sound spelt 'ch'

**For example:** chalet, chute, parachute, machine

**Orange words:** potatoes, recent, regular, reign, remember, earth





# Year 5 – Saint Raphael

We definitely had a fun time making our clay pieces this week. We had some specialist teachers in from The Marist to come and help us and the children certainly enjoyed it! In English we wrote a poem about the London landmarks or they could choose to do it about The River Thames. In Maths we did a lot of calculating angles to secure our learning. In DT, we learned about cross-contamination and which colour chopping boards should be used for which types of food; in the next lesson, they will design their own jar label. We also had the pleasure to have Natasha in from the Fire Services to come and talk to use about Fire safety! Thank you for checking and making sure you have a working smoke alarm in your home. Enjoy your weekend Year 5!



**Our 6 orange words are:** shoulder, recognise, vehicle, necessary, language, stomach.

**Read Write Inc.**  
Spelling





# Year 6 – Saint Maximilian Kolbe

This week in PE, year 6 children enjoyed a PE lesson that included an array of activities designed to promote fitness and enjoyment. The triple jump took centre stage, where students honed their jumping skills, coordination, and agility. With every leap, they embraced the challenge of maximizing distance while maintaining technique. Invasion games added a thrilling dimension, fostering teamwork, strategy, and quick thinking. Capture the Flag injected an element of adventure and camaraderie as students strategized, communicated, and dashed to victory. This classic game not only provided physical exercise but also emphasised teamwork and tactical thinking. These activities not only enhance physical fitness but also cultivate essential life skills such as teamwork, communication, and resilience. As students embraced the challenges with enthusiasm, they not only improved their overall fitness but they also had a great time in the process. Great work year 6!



**Our spelling rule this week is:** Spellings Often confused words



Our 6 orange words are: dictionary, embarrass, equip, develop, disastrous, environment



## Information Board

### **St Hugh's baby and Toddler Group**

Hugh's Baby & Toddler Group meets on Friday mornings during term time, 10-11.30am in the parish hall (beside the church). All 0-5s and their parents/carers are very welcome to join us for toys, books, crafts/puzzles, and singing. Snacks and drinks are available. It's also a good opportunity for children due to start in Reception this September to meet and make friends! Drop in any time or join our Facebook group (St Hugh's Baby and Toddler Group) for more information. We would also be very grateful for more volunteers to help run the group. If you would like to know more please come and meet us or email [toddlers.sthughs@gmail.com](mailto:toddlers.sthughs@gmail.com).

### **Safeguarding**

We seek to provide a safe and happy environment for all children. This means that we have a Child Protection and Safeguarding Policy and procedures in place. If you are concerned about a child's welfare, please record your concern, and any observations or conversation heard, or [dsl@sthugh-of-lincoln.surrey.sch.uk](mailto:dsl@sthugh-of-lincoln.surrey.sch.uk) as soon as possible the same day.









## Friends News

Thank you to all who took part in the quiz. It was a great evening shared with members of the parish, accompanied by delicious food from Dee's Kitchen. As well as having a lot of fun the event raised **£648.25** which will be split between the Friends and the Parish.

**Next meeting is 13/5/24 which will be online and available to all.**

### May/June Events:

|  |                                    |   |
|--|------------------------------------|---|
|  | 10 <sup>th</sup> May 2024 – 3:15pm | Year 4 Bake sale – Outdoor Classroom  |
|  | 13 <sup>th</sup> May 2024 – 6pm    | Friends meeting open to all (popcorn and film/activities for children, drinks and nibbles for adults) - Parish Hall |
|  | 17 <sup>th</sup> May 2024 – 3:15pm | Ice pop sale (Year 6)   |
|  | 24 <sup>th</sup> May 2024 – 3:15pm | Ice pop sale (Year R)   |
|  | 24 <sup>th</sup> May - MUFTI       | MUFTI DAY - Donation Bottles for Summer Fayre   |

### 10<sup>th</sup> May Y4 Bake sale



A massive thank you to everyone for your continued support.

**Save the date:** 29th June Summer Fayre 12 to 3pm

