



Newsletter 22nd September 2023

Dear parents and carers,

Welcome to this week's newsletter. It has been another very exciting and busy week in school as you will see. Firstly I would like to thank you all for engaging so well with our new start time to the school day. Everyone is managing to get to school by the time the gate closes at 8.45am and the children look so smart every day.

In the gospel we shared on Monday we heard Jesus offering the disciples a three-stage approach to be referred to when confronting someone who has committed a sin. This is all well and good, but reconciliation is difficult as it involves at least one of the parties getting over themselves and acting with humility. We might talk about "offering it up" in a situation like this – sacrificing our pride for the greater good. This is something we are all called to practice if we're to be a good teacher, colleague, friend, relative, citizen, Christian.

At the start of the week, some of you attended our brilliant Phonics and early reading workshop delivered by Miss Bye and Miss Scott – my thanks go to them for giving up their time and leading the session with such passion. Many of you said that it was extremely helpful but if you missed it, we will be putting the slides on our website soon.

The week ended with our annual Commissioning Service during which children were commissioned into positions of responsibility. Some of the children were elected into their roles by their peers and some were chosen to do them by their teachers. We know that they are all going to do an amazing job this year and we wish them well. Photographs will be in next week's newsletter.

Thank you for all your ongoing support.

Have a wonderful weekend everyone. God Bless!

Mrs Grace
Head of School



Reception

This week, Reception have been thinking about how special their families are. They have learned the word, “relatives” to describe the members of their families. We recognise that not all families are the same. We thank God for the love that our families shower on us. The children used pebbles and sticks to represent their own families and we so enjoyed hearing them talk so lovingly about the members of their own families!



Year 1





This week, in Design and Technology, we decorated and constructed our windmill structures and turbines.

Our learning objective throughout the lesson was to make sure our structures were strong and stable. The children had to think carefully when decorating their structures because they had to follow the design criteria from their client 'The Mouse'. As a class, we have been working hard to remember our key vocabulary for this topic.



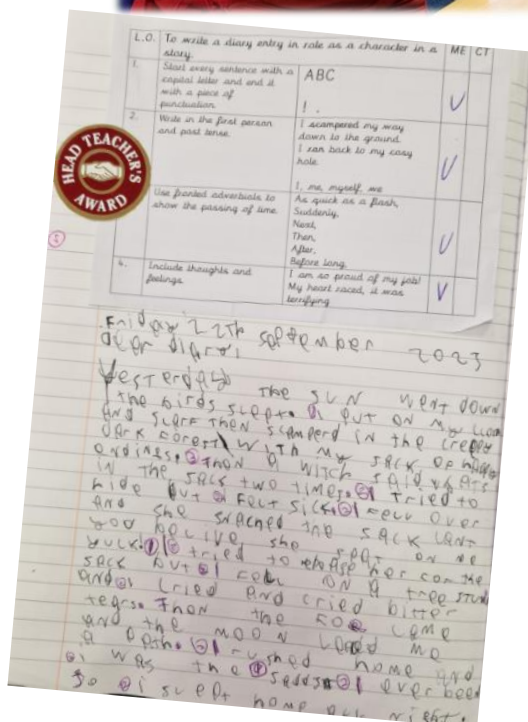
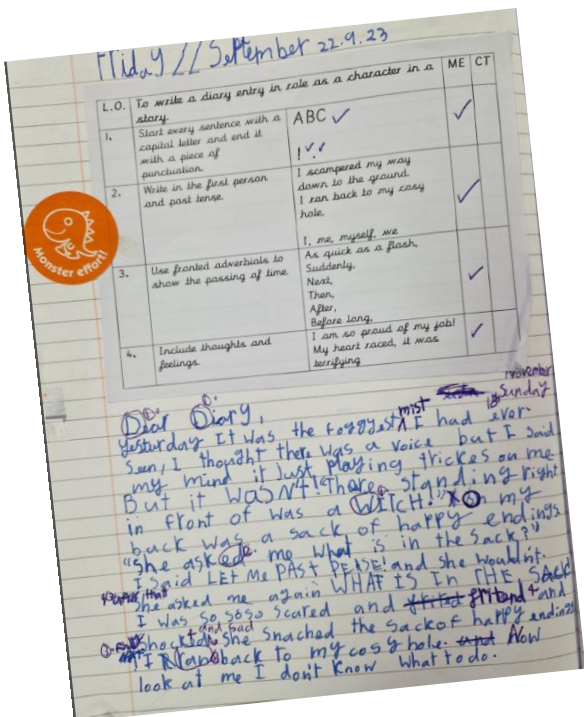

Year 2

This week, in Mathematics, we have explored different ways of partitioning numbers to 100 using different types of concrete resources (based 10 equipment, counters, ten frames) and writing the numerical representation in a part-whole model. We were working in pairs and finding many different ways of partitioning a number into two parts. The children were using their mathematical language like true mathematicians!





Year 3

This week in English, year three have been delving deeper into their story 'The Lost Happy Endings' by taking on the role of the main character, Jub. We have hot seated, interviewed, posed questions, and considered her feelings and emotions at different points in the story. We finished off the week by planning and writing some fantastic diary entries from Jub's perspective, including key moments from the story and thinking carefully about how to use fronted adverbials to show the passing of time.





Year 4

In year 4 this week children continued with their topic 'electricity'. Children had great fun constructing their own simple series electrical circuit, identifying and naming its basic parts, including cells, wires, bulbs and switches. The children realised that for the bulb to light up, all elements of the circuit had to be assembled together correctly, if there was a break in the circuit, the bulb would not light up. To support the children's fluency and collaboration skills, children were asked to work in pairs or small groups throughout the experiment. Children, later transferred their knowledge into their books, recalling scientific vocabulary and drawing a correctly labelled diagram of their circuit.




Year 5

Year 5 have enjoyed another great week, and have been learning about life cycles in Science. We explored the life cycle of a butterfly and a frog- thinking about the similarities and differences between them. The class have also had great fun creating simple circuits as part of our DT unit- 'Doodlers'. The children used components that work together to transport electricity around a circuit. They found out that an electrical circuit must be complete for electricity to flow, and a switch can be used to complete and break an electrical circuit.



Year 6

The year 6 class had great fun investigating how light travels within their science lesson this week. They used torches, a shadow-maker and marking paper to draw out where they saw rays of light as it passed through the indentations on the shadow tool. They then investigated whether light could be bent around curved or irregular shaped objects. They found that light travelled in straight lines and did not bend around objects. They also found that light could be reflected and blocked by opaque objects as they discussed their findings. The children enjoyed the practical nature of this task and wrote some excellent conclusions. Well done year6!



Notices and announcements

HARVEST APPEAL

**HELP SUPPORT YOUR FOOD BANK
WITH FOOD AND FUNDS THIS HARVEST**

DONATE FOOD

Help by donating an item or two from the list to support people facing hardship.



**SHOPPING LIST
TOP FIVE ITEMS**

Canned mixed veg ~~and~~ potatoes
Canned meat
Long life fruit juice
Long life sponge puddings
Laundry detergent

*Don't forget...
You can help transform more lives with a financial donation too.*

DONATE MONEY

help to cover the costs of storing and distributing emergency food as well as delivering additional support and advice.







Woking Foodbank
www.woking.foodbank.org.uk
Registered Charity in England & Wales 1069902

HARVEST APPEAL




Help by donating an item or two from our shopping list to support people facing hardship.

**SHOPPING LIST
TOP TEN ITEMS**

Canned mixed veg & sweetcorn
Canned chicken & meat
Long life juice
Canned potatoes/instant mash
Long life sponge puddings
Noodles
Canned custard
Jam, peanut butter, marmite
Laundry detergent
Deodorant/shampoo

*Don't forget...
You can help transform more lives with a financial donation too.*



Woking Foodbank
www.woking.foodbank.org.uk
Registered Charity in England & Wales 1069902

We are donating to Woking Food Bank again this year please bring your donations into school on the morning of Monday 2nd October when we will be celebrating Harvest Festival in Collective Worship .

Dates for your Diary

October

2nd October - Harvest Collection for Woking Food Bank – please bring your donation into school

3rd Flu Vaccination

3rd and 5th October – Parents Evenings on school Cloud

6th October – INSET Day – school closed

9th October – Book Looks for parents in school hall –details to follow

13th October Year 6 Class Mass in school hall – 9am Year 6 parents welcome

20th October – Half Term break

November

3rd November Year 5 Class Mass in school hall – 9am Year 5 parents welcome

17th November YR Learn and share 2.45-3.10

December

1st December 1st - Year 4 Class Mass

4th December – School Closure

6th December – KS2 Advent Reflections at SJB

12th December –Nativity performance 1 for parents of YR and half of the Year 1 class

13th December – Nativity performance 2 for parents of Y2 and half of the Year 1 class

21st December – End of term – early closing 1pm

October Holiday Activities

Dancing Skeleton Puppets

Tuesday 24th Oct
11-12:30pm or 2-3:30pm
Ages 7-12, £4

Come along to the museum to put together a wooden skeleton marionette puppet. Then decorate it to be as scary or friendly as you want!

Autumn Bunting


Thursday 26th Oct
10-11am or 11:30-12:30pm
Ages 4-12, £3

Create a string of paper bunting. It can have a spooky Halloween theme or an autumn theme - your choice! (An adult must stay with 4 and 5 year olds.)

Booking is essential

Book online at

<https://chertsey-museum.arttickets.org.uk>
or by phone: 01932 565 764



www.chertseymuseum.org/events
Call 01932 565764 to book your place

