




# Year 1 Autumn Term



Please see below our Autumn term topic grid. I have provided you with some ideas and suggestions of ways that you can best support the learning at home as we know this will have a valuable impact on your child's progress. I hope you all have a fantastic and enjoyable Summer holidays.

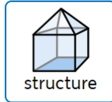

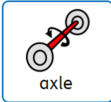
If you have any questions please do not hesitate to ask. Thank you, Miss Bye

Year 1 Autumn Term Curriculum		How you can support learning at home																																													
Reading	Read Write Inc.	<p>Read the RWI books and bring them to school everyday. Read your 'book for pleasure' school library book.</p> <p>Continue to watch the RWI links in the newsletter.</p> <p>Visit your local library.</p>																																													
Writing	<p>Our class texts:</p> 	<p>Practise spelling common exception words and the days of the week.</p> <p>common exception words</p> <table> <tbody> <tr> <td>a</td><td>i</td><td>school</td></tr> <tr> <td>are</td><td>is</td><td>she</td></tr> <tr> <td>ask</td><td>love</td><td>so</td></tr> <tr> <td>be</td><td>me</td><td>some</td></tr> <tr> <td>by</td><td>my</td><td>the</td></tr> <tr> <td>come</td><td>no</td><td>there</td></tr> <tr> <td>do</td><td>of</td><td>they</td></tr> <tr> <td>friend</td><td>once</td><td>to</td></tr> <tr> <td>full</td><td>one</td><td>today</td></tr> <tr> <td>go</td><td>our</td><td>was</td></tr> <tr> <td>has</td><td>pull</td><td>we</td></tr> <tr> <td>he</td><td>push</td><td>were</td></tr> <tr> <td>here</td><td>put</td><td>where</td></tr> <tr> <td>his</td><td>said</td><td>you</td></tr> <tr> <td>house</td><td>says</td><td>your</td></tr> </tbody> </table>	a	i	school	are	is	she	ask	love	so	be	me	some	by	my	the	come	no	there	do	of	they	friend	once	to	full	one	today	go	our	was	has	pull	we	he	push	were	here	put	where	his	said	you	house	says	your
a	i	school																																													
are	is	she																																													
ask	love	so																																													
be	me	some																																													
by	my	the																																													
come	no	there																																													
do	of	they																																													
friend	once	to																																													
full	one	today																																													
go	our	was																																													
has	pull	we																																													
he	push	were																																													
here	put	where																																													
his	said	you																																													
house	says	your																																													
Maths	<p>Numbers to 10</p> <p>Part-whole within 10</p> <p>Addition within 10</p> <p>Subtraction within 10</p> <p>2D and 3D shapes 5</p>	<p>To learn their number bonds to 10</p> <p><math>0+10=10</math>, <math>1+9=10</math>, <math>2+8=10</math>, <math>3+7=10</math>, <math>4+6=10</math>, <math>5+5=10</math>, <math>6+4=10</math>, <math>7+3=10</math>, <math>8+2=10</math>, <math>9+1=10</math>, <math>10+0=10</math>.</p> <p>Use the game 'daily 10' to ensure your children have fluency with their numbers. <a href="https://www.topmarks.co.uk/maths-games/daily10">https://www.topmarks.co.uk/maths-games/daily10</a></p> <p>White Rose have created a '1 minute maths' app</p>																																													
Science	<p>Our Body Parts</p> <p>Seasons</p>	<p>Please refer to the knowledge organisers and learn the key vocabulary.</p> <p>The children could continue to label their body parts at home.</p> <p>When you walk to school spot the seasonal changes around you.</p>																																													
R.E	<p>Autumn 1– Creation &amp; Covenant</p> <p>Autumn 2– Prophecy &amp; Promise</p>	<p>Read Bible Stories and learn our school prayers. These can be found on the school website.</p> <p>On YouTube there is a channel called 'Saddleback Kids' if your child would prefer to watch the bible stories:</p>																																													
Geography	Our Local Area	To continue the learning at home please encourage your child to name and locate the local area. If you are heading on a car journey you might want to print a map out or if you are off to the park you might want to create a map of the route.																																													
History	Our Family History	When discussing your family history at home use the language of 'past, before, after, same and different.'																																													



# Year 1 Autumn Term



Year 1 Autumn Term Curriculum		How you can support learning at home
D&T	Structures: Constructing a Windmill	<p>Learn the key vocabulary  <b>Structure:</b> the part that makes the windmill stand up.  <b>Turbine:</b> the pieces that move in the wind.  <b>Axle:</b> the point from which the turbine/sails move.</p> <div>    </div>
PSHE	Being Me in my world  Celebrating Differences	<p>Continue to talk about places and things that make you feel safe and happy.</p> <p>Continue to talk about why being unique and special is important.</p>
Music	Hey You!	<p>When listening to music at home think about:</p> <p>Pulse – the regular heartbeat of the music; its steady beat.</p> <p>Rhythm – long and short sounds or patterns that happen over the pulse.</p> <p>Pitch – high and low sounds.</p> <p>Tempo – the speed of the music; fast or slow or in-between.</p> <p>Dynamics – how loud or quiet the music is.</p>
PE	Send & Retrieving Target Games	Attend the Woking Junior Park Run at 9am every Sunday morning.
Computing	Understanding what is technology	<p>When supervised please allow your children to show you their typing and editing skills on word.</p> <p>Continue to discuss staying safe on the internet.</p>
Art	Painting: Colour Splash Drawing: Make your mark	<p>Allow your children to experiment with different types of media's at home.</p> <p>Allow them to mix primary colours to make secondary colours.</p>

## Homework Information

Daily reading aloud to an adult and this is to be written into reading diary. The reading diary is not a way of communicating with the class teacher. This is a record for your child's reading. We read daily in class but this will not be signed in the diary.

Watch the phonics links on the newsletter.



## Website

Remember to check out the school website and newsletter for more information.

<https://www.sthugh-of-lincoln.surrey.sch.uk/>

Remember to check our Twitter page

@StHughSchool



## Important Dates

Wednesday 4th September– Return to School

Thursday 12th September– Meet the Teacher

Tuesday 17th September– Moving into Year 1 phonics and Master Readers Workshop at 5pm

Friday 4th October– INSET DAY

Wednesday 2nd October– Year 1 Class Trip: Geography field trip

Friday 25th October– Individual school photos

